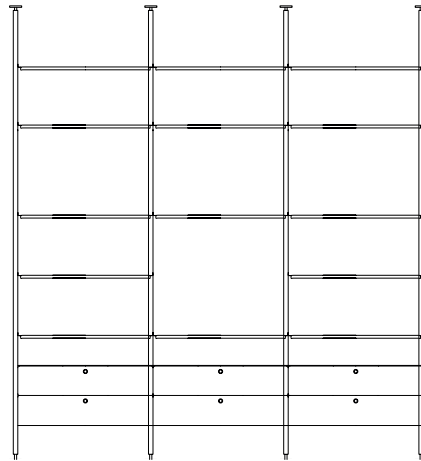


Sistema K2 / K2 System

Cielo-Terra / Floor-Ceiling





Sistema a pressione composto da montanti ripiani, contenitori e accessori. Bifacciale e a parete in grado di formulare molteplici soluzioni per la zona giorno e per la zona notte. Al momento dell'ordine è necessario comunicare la distanza precisa tra il pavimento e il soffitto (con una tolleranza massima di 5 cm) perché i montanti vengono tagliati su misura. Disponibile in varie finiture di colore e due essenze di legno. E' possibile richiedere misure a richiesta oppure RAL a speciali.

Pressure system composed of uprights, containers and accessories. Can be used as a double sided or as a wall system in order to offer several solutions for the living and the night areas. During the order process, it is necessary to communicate the precise distance between the floor and the ceiling (with a tolerance of 5 cm maximum) as the uprights are cut to size. Available in different colours finishings and in two types of wood. Customized measurements and special RAL can also be required.


FINITURE / FINISHINGS

 Alluminio anodizzato / Anodized aluminium


 Nero opaco RAL 9005 / Mat Black RAL 9005


 Nero Semilucido RAL 9005 / Semigloss Black RAL 9005

 Legno Rovere / Oak Wood

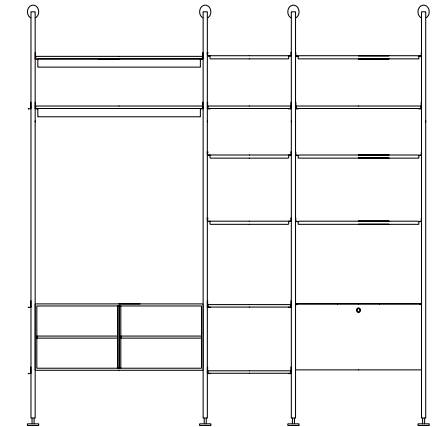
 Bianco opaco RAL 9010 / Mat White RAL 9010

 Bianco Lucido RAL 9010 / Gloss White RAL 9010

 Verde Semilucido RAL 6003 / Semigloss Green RAL 6003

 Legno Noce Canaletto / Walnut Wood

Parete / Wall System



Versione a parete del sistema K2, composto da montanti, ripiani contenitori e accessori. Si fissa a parete nella parte superiore, e scarica il peso a terra. Disponibile in varie finiture di colore e due essenze di legno. E' possibile richiedere misure a richiesta oppure RAL a speciali.

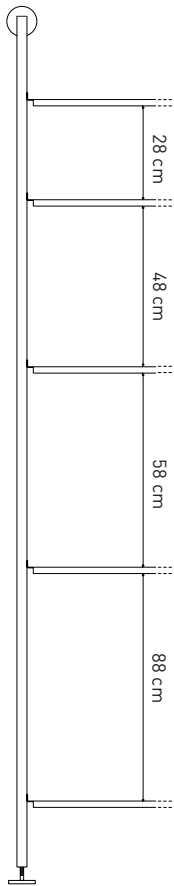
Wall version of the K2 system, composed of uprights, containers and accessories. The upper part of the upright is fixed to the wall and the weight is unloaded on the floor. Available in different colours finishings and in two types of wood. Customized measurements and special RAL can also be required.

Montanti da parete / Wall uprights

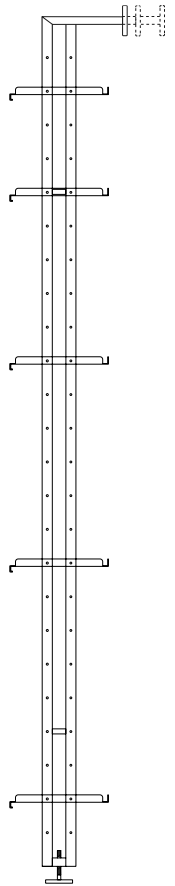
29 cm per pf. /for depth 44 cm
 24 cm per pf. /for depth 36 cm
 21 cm per pf. /for depth 29 cm



vista frontale/
frontal view

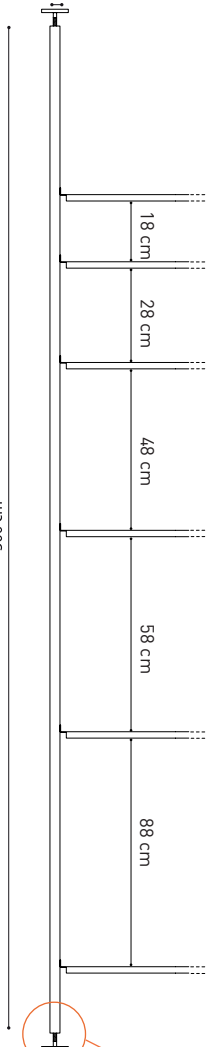


vista laterale/
lateral view

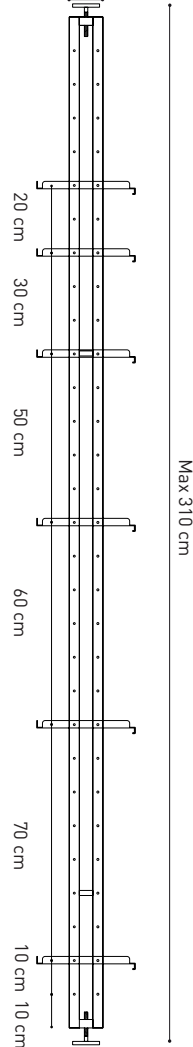


Montanti da terra / Floor uprights

vista frontale/
frontal view
3 cm



vista laterale/
lateral view
10 cm



Prolunga / Extension Cable



Prolunga
Extension

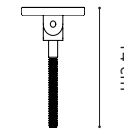
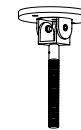


max 1 mt.

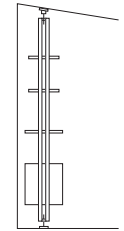
Montante
Upright

- Consigliato l'inserimento dell'aggancio a parete
- Si ricorda che la prolunga non è forata quindi non si possono applicare ripiani
- Wall hook recommended.
- The extension cable is not perforated so you can't fix shelves on it

Snodo / Presser foot with joint

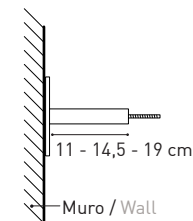
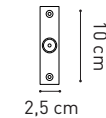
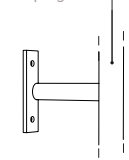


- Per soffitti inclinati con direzione frontale.
- For inclined ceilings with frontal direction.



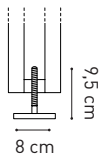
Aggancio a parete / Wall Hook

Montante /
Upright



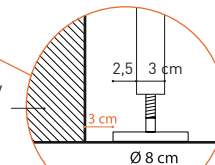
- L'aggancio a parete viene utilizzato in presenza di controsoffitto, prolunge o per irrigidire la struttura.
- The wall hook is utilized in presence of false ceiling, extension cables or to reinforce the structure.

Piedino/ Foot



- ! Lasciare sempre min. 3 cm tra la parete laterale e il primo piedino della struttura.
- ! Leave min. 3 cm between the wall and the first structure's foot.

Muro/
Wall



INGOMBRO:


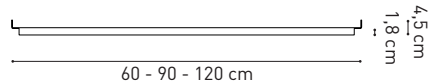
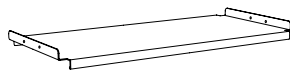
Per calcolare la larghezza della struttura, considerare che ogni montante ha un ingombro di 3 cm e i due piedini esterni 2,5 cm ciascuno.

OVERALL DIMENSIONS:

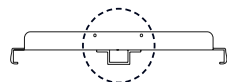
To calculate the width of the structure, consider that each upright has a footprint of 3 cm and two external feet of 2,5 cm each.

Sistema K2 / K2 System

Ripiano Semplice /
Simple shelf

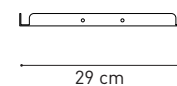
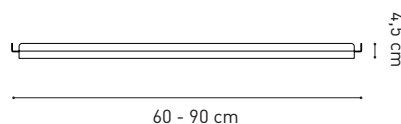


29 - 36 (solo per ripiani da 60 e 90 cm) / (only for 60 and 90 cm length shelves)


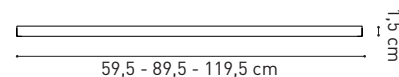


*Per il ripiano da 120 cm è previsto un rinforzo per ottimizzare la tenuta.
A reinforcement piece is included with the 120 cm shelves to optimize the load capacity.

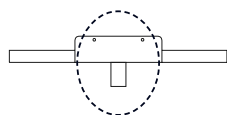
Ripiano con bordo rialzato /
Shelf with raised border



Ripiano in legno /
Wood shelf

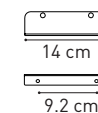


29 - 36 (solo per ripiani da 60 e 90 cm) / (only for 60 and 90 cm length shelves)

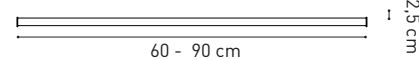


*Per il ripiano da 120 cm è previsto un rinforzo per ottimizzare la tenuta.
A reinforcement piece is included with the 120 cm shelves to optimize the load capacity.

Supporti per piano legno /
Pair of supports,
for the wood shelf



Barra appendiabiti /
Clothes hanger bar



PORTATA RIPIANI (IN KG) /
SHELVES LOAD CAPACITY (IN KG)

	60 cm	90 cm	120 cm
Portata allum kg Alum load capacity kg:	25	15	25
Portata legno kg Wood load capacity kg:	15	10	30
Capienza Libri* Books capacity*:	30	45	60

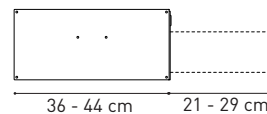
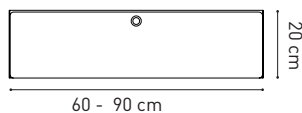
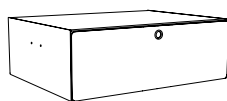
*Libri di circa 300 pag. *Books of 300 pages

La tabella, fornisce indicazioni sulla **PORTATA** di ogni contenitore, si specifica comunque che la **portata massima per ogni campata è 250 kg.**

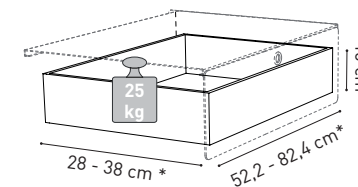
The chart above provides information about the **CAPACITY** of each container. However, we specify that the **maximum capacity for each span is 250 kg.**

Sistema K2 / K2 System

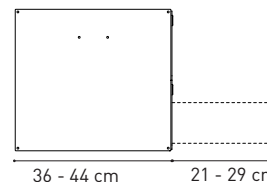
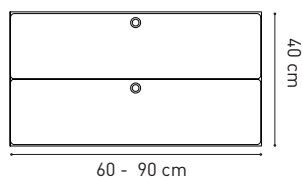

Cassettiera singola /
Single drawer



Portata cassetto interno = 25 kg
Internal drawer load capacity = 25 kg

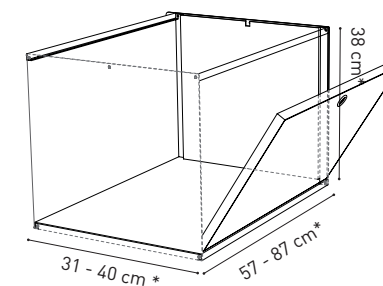
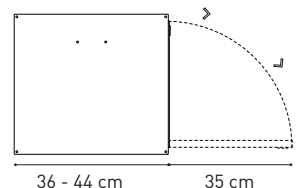
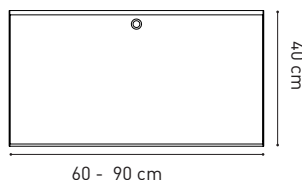
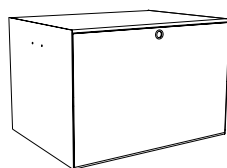


Cassettiera doppia /
Double drawer

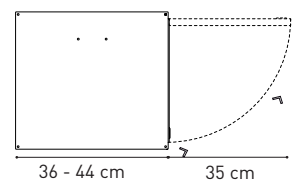
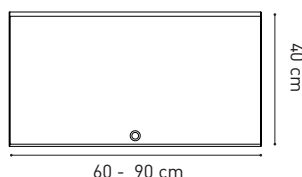
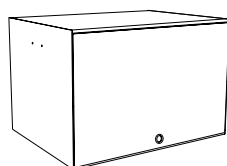


* Ingombro interno del cassetto
* Internal dimensions of the drawer

Ribaltina /
Unit with top down door

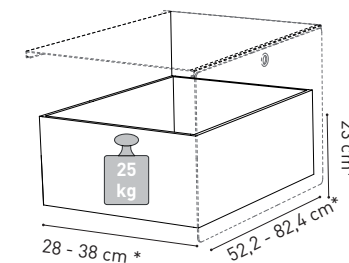
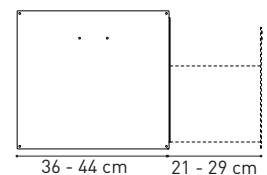
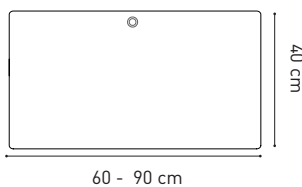
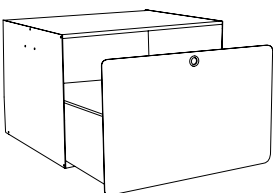


Pensile /
Unit with bottom up door



* Ingombro interno
* Internal dimensions

Cassettone /
Big drawer

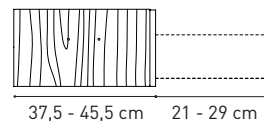
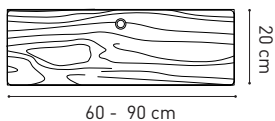


* Ingombro interno del cassetto
* Internal dimensions of the drawer

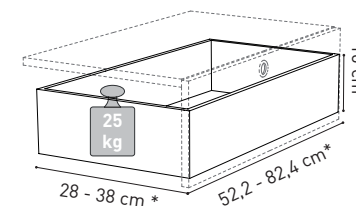
60 cm	90 cm
20	12

Sistema K2 / K2 System

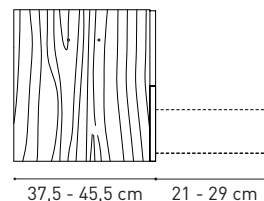
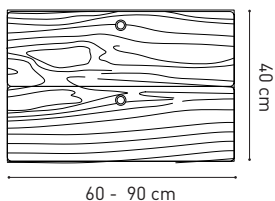
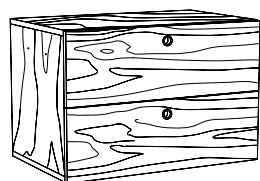
Cassettiera singola /
Single drawer



Portata cassetto interno = 25 kg
Internal drawer load capacity = 25 kg

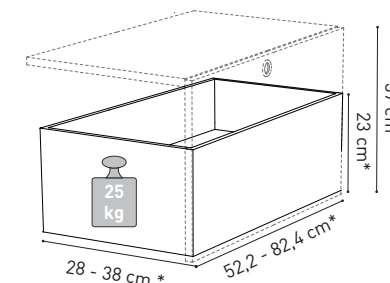
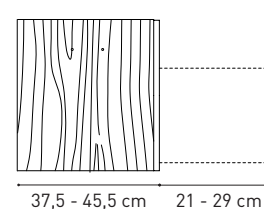
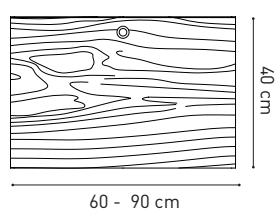
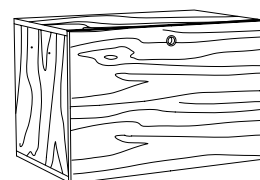


Cassettiera doppia /
Double drawer



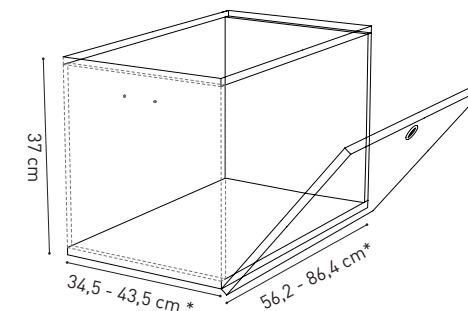
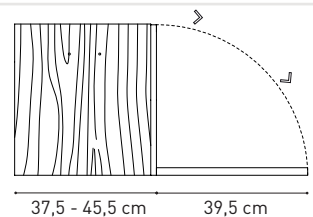
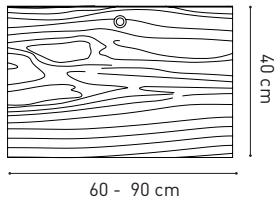
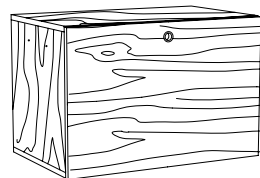
* Ingombro interno del cassetto
* Internal dimensions of the drawer

Cassettone /
Big drawer



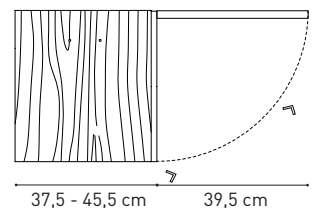
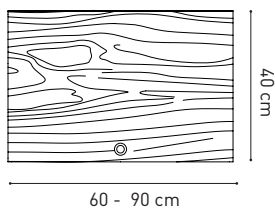
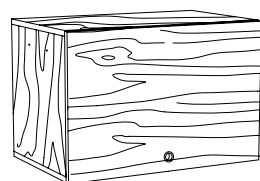
* Ingombro interno del cassetto
* Internal dimensions of the drawer

Ribaltina /
Unit with top down door



* Ingombro interno
* Internal dimensions

Pensile /
Unit with bottom up door



Luglio 2019
PORTATA CONTENITORI DI LEGNO (IN KG) /
WOOD CONTAINERS LOAD CAPACITY (IN KG)

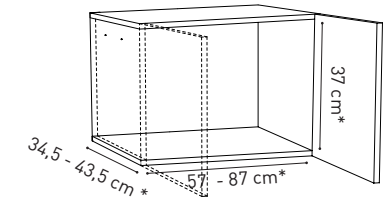
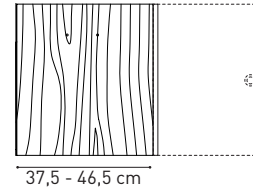
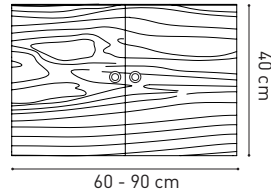
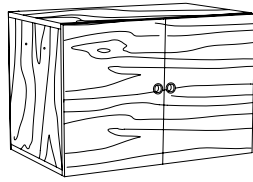
60 cm	90 cm
13	9

La tabella, fornisce indicazioni sulla PORTATA di ogni contenitore, si specifica comunque che la **portata massima per ogni campata è 250 kg.**

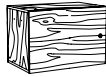
The chart provides information about the CAPACITY of each container. However, we specify that the **maximum capacity for each span is 250 kg.**

Sistema K2 / K2 System

Contenitore con antine / antina Storage with door

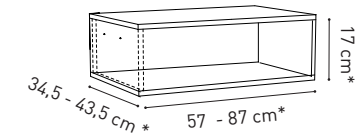
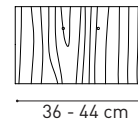
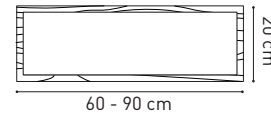


* Nella larghezza di 60 cm è prevista un'anta unica.
Al momento dell'ordine indicare il lato dell'apertura
In the 60 cm width it's provided only one door.
When ordering, indicate the side of the opening



* Ingombro interno
* Internal dimensions

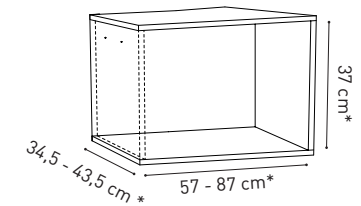
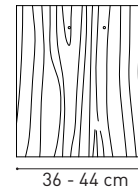
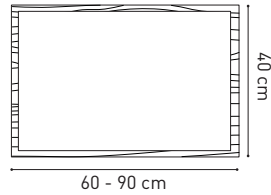
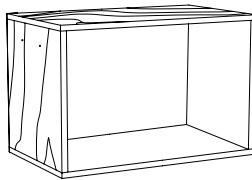
Contenitore h. 20 / Storage unit h.20



* Disponibile anche in legno laccato bianco opaco.
* Also available in mat white lacquered wood.

* Ingombro interno
* Internal dimensions

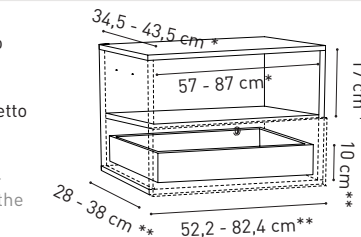
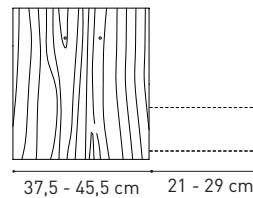
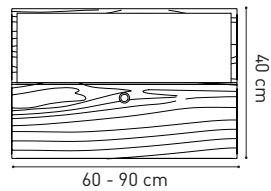

Contenitore h. 40 / Storage unit h.40



* Disponibile anche in legno laccato bianco opaco.
* Also available in mat white lacquered wood.

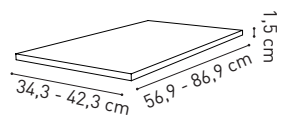
* Ingombro interno
* Internal dimensions

Contenitore con cassetto / Storage unit with drawer

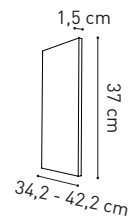


* Ingombro interno
** Ingombro interno Cassetto
* Internal dimensions
** Internal dimensions of the drawer

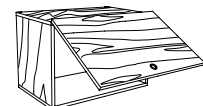
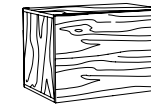
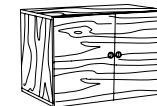
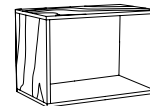
Piano* / Shelf*



Divisorio / Divider



Contenitori compatibili / Compatible containers

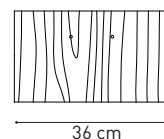
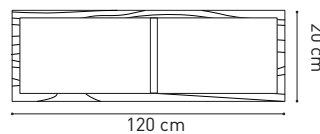
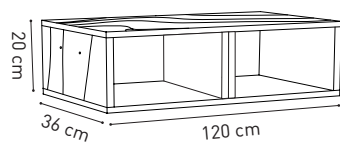


* Può essere inserito anche in un secondo momento.
Disponibile anche in legno laccato bianco opaco (solo in 34,3 cm).
* It can be inserted later.
Also available in mat white lacquered wood (only in 34,3 cm)

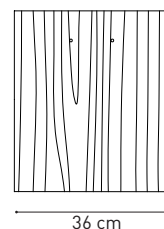
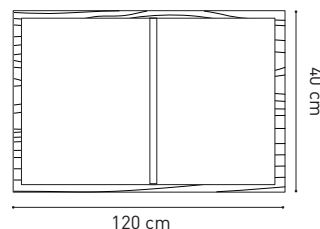
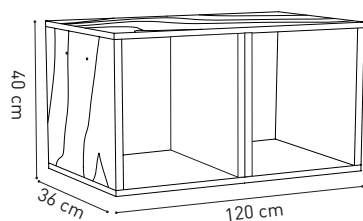
Sistema K2 / K2 System

CONTENITORI LEGNO 120 CM / WOOD CONTAINERS 120 CM

Contenitore doppio h. 20 cm /
Double container h. 20 cm

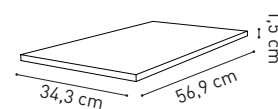


Contenitore doppio h. 40 cm /
Double container h. 40 cm

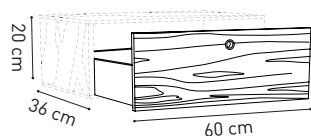


ACCESSORI PER CONTENITORI DA 120 CM / ACCESSORIES FOR WOOD CONTAINERS 120 CM

Ripiano/
Shelf

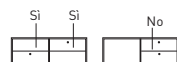


Cassetto singolo /
Single drawer

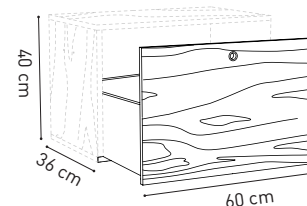


Per allestire il contenitore doppio da h 40 cm con 1 o 2 cassetti singoli, lasciando vani superiori o inferiori vuoti, si deve ordinare anche il ripiano.

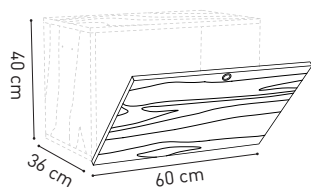
To implement the double container h.40 cm with one or two single drawers, leaving the upper or lower spaces empty, the shelf must be also ordered.



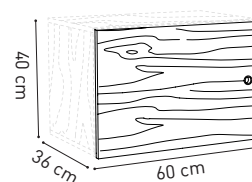
Cassettone/
Big drawer



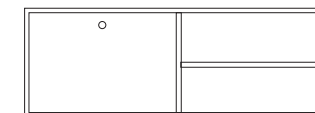
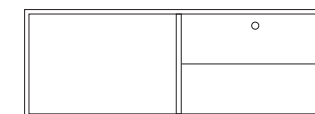
Ribaltina /
Unit with top down door



Contenitore con antina /
Storage with door



ESEMPI DI COMPOSIZIONE / COMPOSITION EXAMPLES



Guida alla manutenzione / Maintenance guide

COMPONENTI IN ALLUMINIO

Manutenzione ordinaria con detergente per piatti e un panno umido.

Sono severamente vietati prodotti a base di acetone, aceto o ammoniacca, spugne abrasive e prodotti a base di creme abrasive o particolarmente aggressivi.

ALUMINIUM COMPONENTS

Ordinary service with dish detergents and a wet cloth.

Acetone, vinegar or ammonia based and particularly aggressive products are strictly forbidden, as much as abrasive sponges or lotions.

COMPONENTI IN LEGNO

Il legno è un materiale vivo, caratterizzato da variazioni naturali a livello di tonalità e struttura, quindi l'incidenza della luce e dei raggi solari comportano normali variazioni di colore. Le superfici sono sigillate da una vernice di alta qualità, è vivamente sconsigliato sottoporre il legno ad aria troppo umida o troppo secca. In caso contrario, il legno si deforma malgrado la vernice applicate. Per la pulizia ordinaria è sufficiente una passata con un panno morbido o al massimo con un panno leggermente umido. L'utilizzo di prodotti abrasivi per la pulizia (panni in microfibra, spugne per lucidare ecc...) rischia di graffiare le superfici. Le macchie di prodotti alimentari di origine animale grassa o vegetale, bevande e altri liquidi acidi possono compromettere definitivamente la superficie.

WOODEN COMPONENTS

Being an alive material, wood is characterized by natural variations of hue and structure, artificial or sun lights can cause colour variations. Surfaces are protected by a high quality coating: don't expose wood to either too wet or too dry air or it will deform despite the applied paint. A soft cloth, dry or a bit humid, is sufficient for ordinary cleanings. The use of abrasive products (microfiber cloths, polishing sponges, ...) is not recommended as they might scratch the surfaces. Stains from vegetal and animal food, or from drinks and other acid liquids, might compromise the surfaces.

