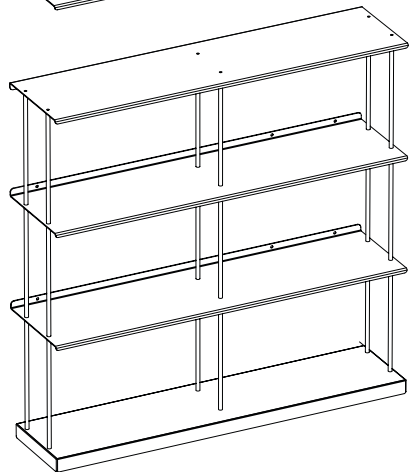
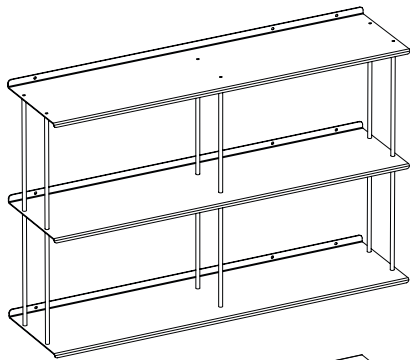


KROSSING MIDI SISTEMA A TERRA E PARETE

Il sistema Crossing Midi, è ideale come libreria per i libri di narrativa, in cucina per i bicchieri, tazze, barattoli e spezie, oppure in bagno per i profumi, oppure in salotto per la zona tv allestendo sia la parte sottostante con base che la parte superiore sospesa. È possibile comporre strutture dalla forma regolare oppure dalla forma più fantasiosa.

FUNZIONAMENTO

Sistema è disponibile appeso a parete ed appoggiato a terra. E' realizzato semplicemente con pianetti e tubetti in alluminio esattamente come gli altri due sistemi Crossing. Midi è studiato per contenere un gran numero di libri e oggetti con una profondità fissa di 20 cm.



FINITURE BASE

-  Alluminio anodizzato
-  Bianco opaco RAL 9010
-  Nero opaco RAL 9005

FINITURE SPECIALI

-  Sand Dunes Sabbia
-  Antracite opaco RAL 7022
-  Grigio gofrato RAL 7032
-  Verde opaco RAL 6003

Su richiesta, è possibile ottenere elementi su misura o RAL speciali a scelta.



KROSSING MIDI

ELEMENTI

FINITURE STANDARD

■ Alluminio
Anodizzato

□ Bianco opaco
RAL 9010

■ Nero opaco
RAL 9005

FINITURE SPECIALI

■ Sand dunes
Sabbia

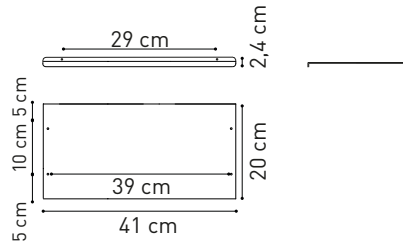
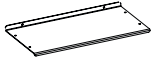
■ Antracite opaco
RAL 7022

■ Grigio gofrato
RAL 7032

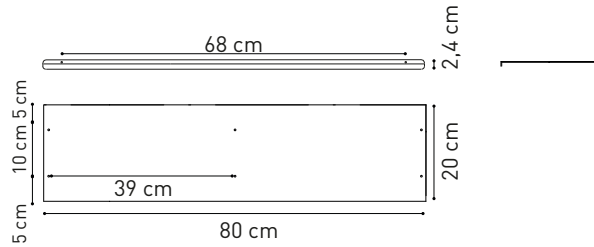
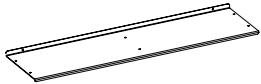
■ Verde opaco
RAL 6003

✂ Possibilità di colorazioni speciali
(codice RAL) opache o lucide.

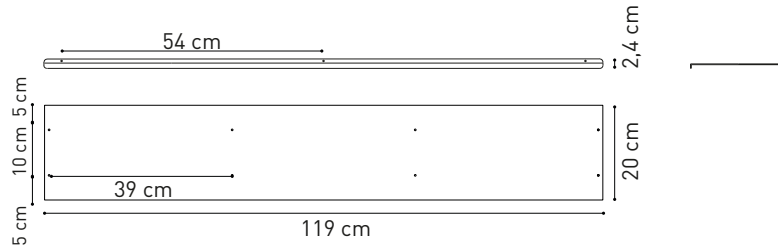
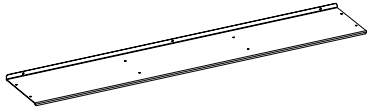
RIPIANO 41 CM



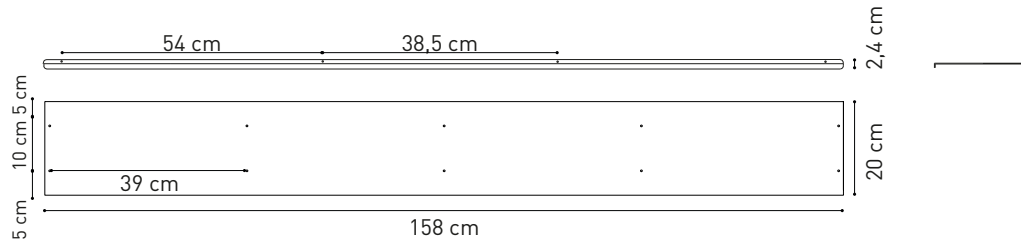
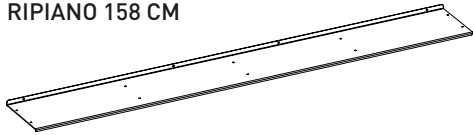
RIPIANO 80 CM



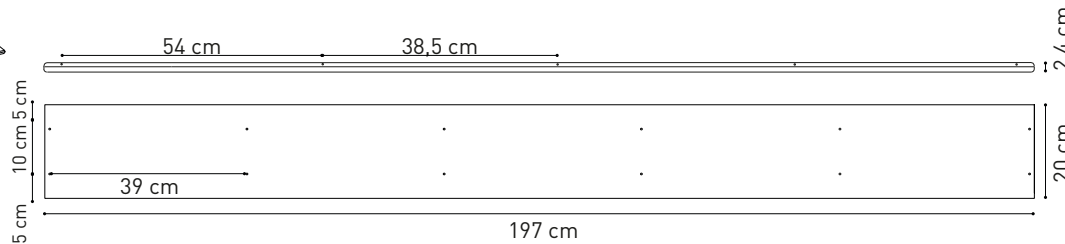
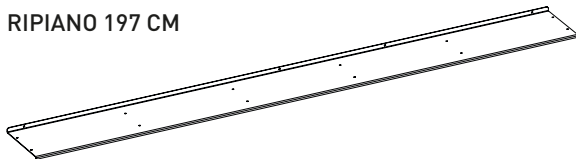
RIPIANO 119 CM



RIPIANO 158 CM



RIPIANO 197 CM



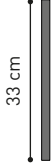
TUBETTI

∅ 8 mm

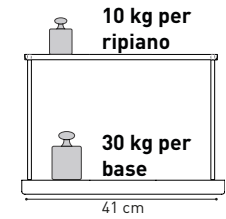
libri di narrativa



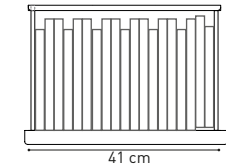
libri d'arte



TENUTA



CAPIENZA



KROSSING MIDI ELEMENTI

FINITURE STANDARD

■ Alluminio
Anodizzato

□ Bianco opaco
RAL 9010

■ Nero opaco
RAL 9005

FINITURE SPECIALI

■ Sand dunes
Sabbia

■ Antracite opaco
RAL 7022

■ Grigio gofrato
RAL 7032

■ Verde opaco
RAL 6003

✂ Possibilità di colorazioni speciali
(codice RAL) opache o lucide.

ELEMENTO

MISURE

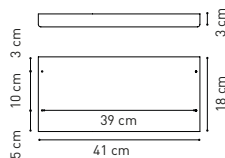
MONTAGGIO

PORTATE E ALLINEAMENTI

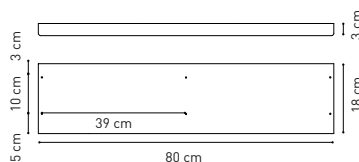
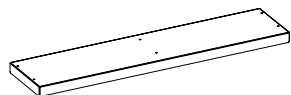
SU MISURA

NOTE E IDEE

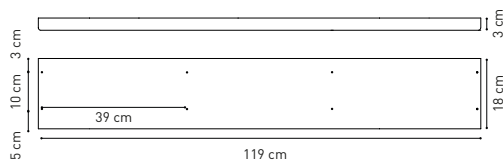
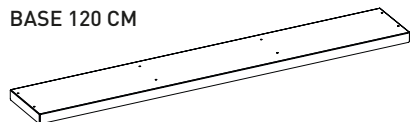
BASE 40 CM



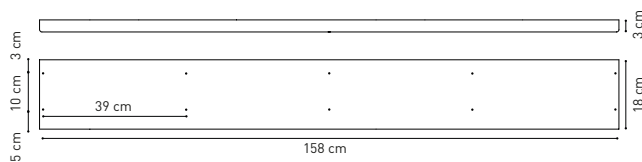
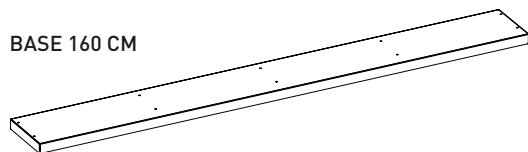
BASE 80 CM



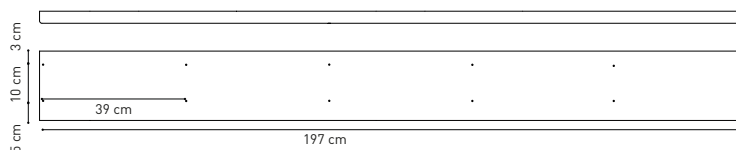
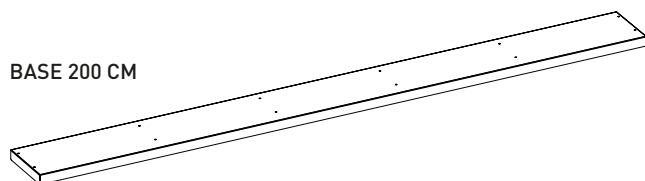
BASE 120 CM



BASE 160 CM



BASE 200 CM



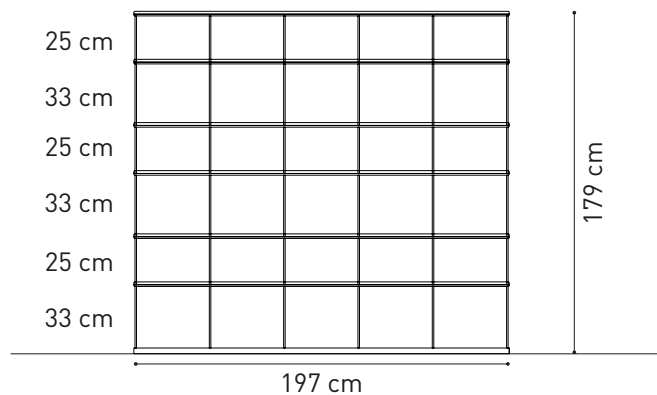
KROSSING MIDI

ESEMPI COMPOSIZIONI

DARE DINAMISMO AD UNA COMPOSIZIONE

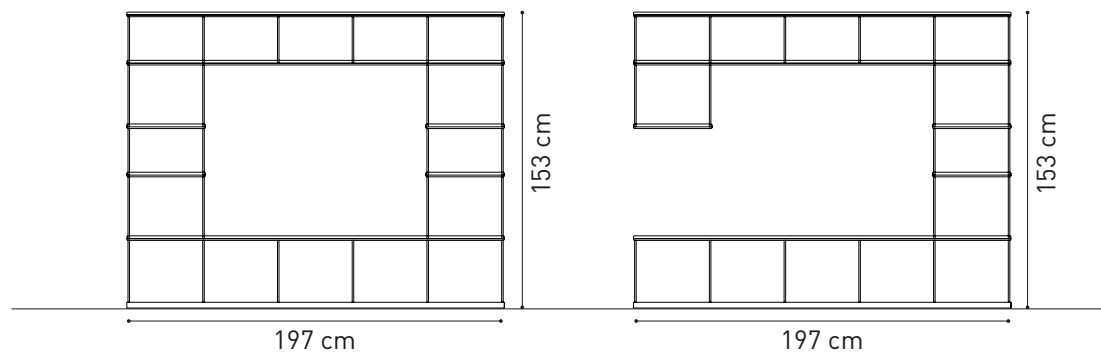
① UTILIZZARE VARIE ALTEZZE DI RIPIANI

Alternare delle file con tubetti di diverse altezze consente di dare alla struttura un leggero dinamismo.



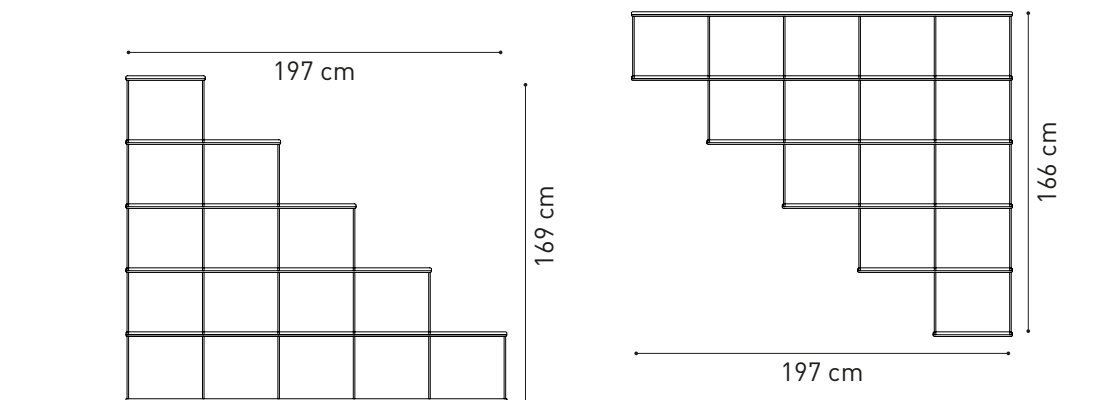
② CREARE DEGLI SPAZI APERTI NELLA COMPOSIZIONE

Lasciare degli spazi aperti in altezza permette di dare movimento alla struttura e consente un allestimento varegato ed il posizionamento di un televisore.










③ CREARE UN EFFETTO A SCALETTA

Per arredare uno spazio in pendenza o per dare ad una composizione un aspetto giocoso.



KROSSING MIDI FERRAMENTA

FERRAMENTA	AVVITAMENTO	LUNGHEZZA / ALTEZZA	DIAMETRO
 Tasselli da muro	-	30 mm	6 mm
 Viti da muro	A croce / testa bombata	40 mm	filetto: 4,5 mm / testa: 7 mm
 Viti fissaggio ripiani-tubetti	A croce / testa bombata	10 cm	filetto: 4 mm / testa: 8 mm
 Viti fissaggio ripiani svasati-tubetti	A croce / testa svasata	14 mm	filetto: 4 mm / testa: 7 mm
 Vite senza testa	-	18 mm	filetto: 4 mm
 Distanziali	-	-	int. 6 mm / est. 16 mm
 Vite per fissaggio box	-	9 mm	4 mm

KROSSING MIDI MANUTENZIONE

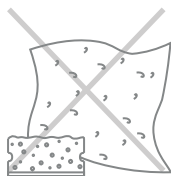
ELEMENTI IN METALLO



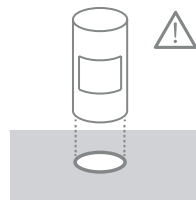
Manutenzione ordinaria con detergente per piatti e un panno umido.



Sono severamente vietati prodotti a base di acetone, aceto o ammoniaca.



L'utilizzo di prodotti abrasivi per la pulizia: spugne abrasive e prodotti a base di creme abrasive o particolarmente aggressivi rischia di graffiare le superfici.



Le macchie di prodotti chimici come i profumi d'ambiente possono compromettere definitivamente le superfici.

ELEMENTI IN LEGNO



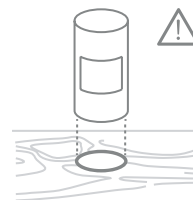
Per la pulizia ordinaria è sufficiente una passata con un panno morbido o al massimo con un panno leggermente umido.



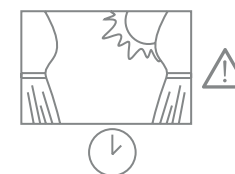
Sono severamente vietati prodotti a base di acetone, aceto o ammoniaca.



L'utilizzo di prodotti abrasivi per la pulizia (panni in microfibra, spugne per lucidare ecc...) rischia di graffiare le superfici.



Le macchie grasse di prodotti alimentari di origine animale o vegetale, le bevande e altri liquidi acidi possono compromettere definitivamente le superfici.



Il legno è un materiale vivo, caratterizzato da variazioni naturali a livello di tonalità e struttura, quindi l'incidenza della luce e dei raggi solari comportano normali variazioni di colore.



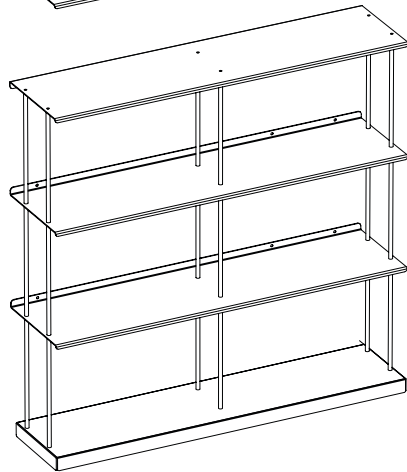
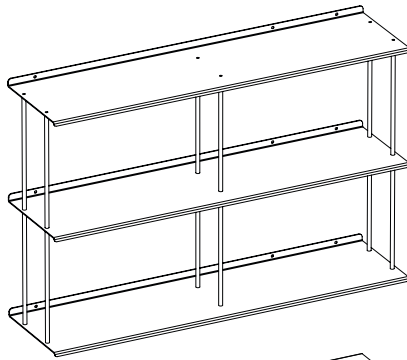
Le superfici sono sigillate da una vernice di alta qualità, è vivamente sconsigliato sottoporre il legno ad aria troppo umida o troppo secca. In caso contrario, il legno si deforma malgrado la vernice applicate.

KROSSING MIDI WALL - FLOOR SYSTEM


The Krossing Midi system is ideal as a bookcase for fiction books, in the kitchen for glasses, cups, jars and spices, or in the bathroom for perfumes, in the living room for the TV area by setting up both the underlying part with the base and the suspended top. It is possible to compose regular shaped structures and more organic ones.

FUNZIONAMENTO

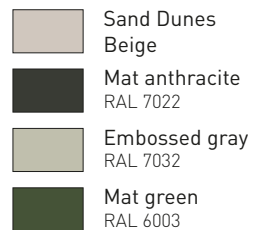
The system can be mounted on the wall as well as sitting on the floor. It is simply made with aluminum shelves and tubes exactly like the other two Krossing systems. Midi is designed to contain a large number of books and objects with a fixed depth of 20 cm.



STANDARD FINISHES



SPECIAL COLOUR



On request, components can be custom-made or coated with a special RAL colour.



KROSSING MIDI ELEMENTS

STANDARD FINISHES

Aluminium
Anodised

Mat white
RAL 9010

Mat black
RAL 9005


SPECIAL COLOUR

Sand dunes
Beige

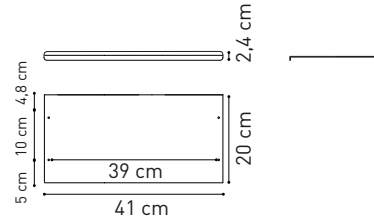
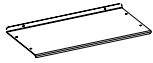
Mat anthracite
RAL 7022

Embossed gray
RAL 7032

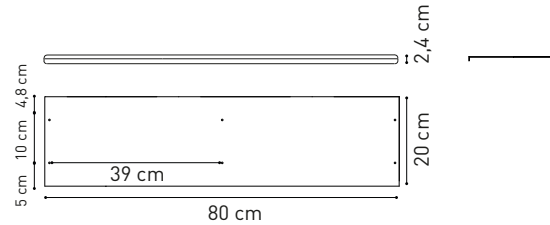
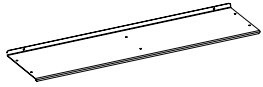
Mat green
RAL 6003

 Customised mat or glossy coating (RAL code) available.

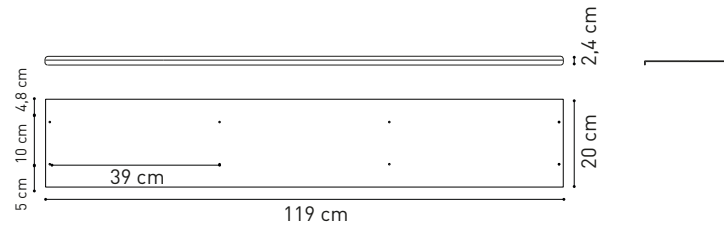
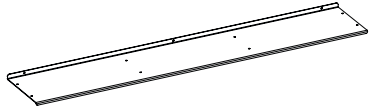
SHELF 41 CM



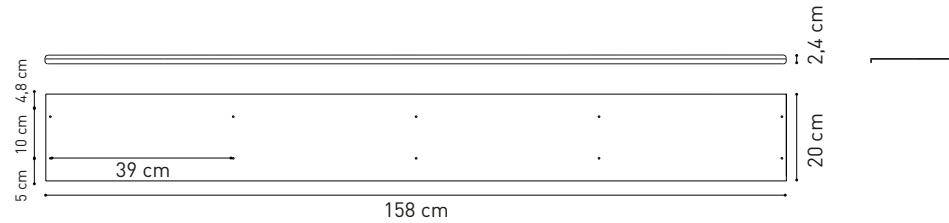
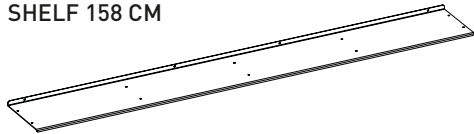
SHELF 80 CM



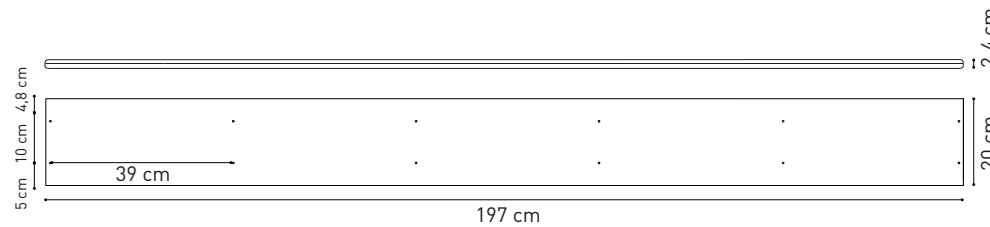
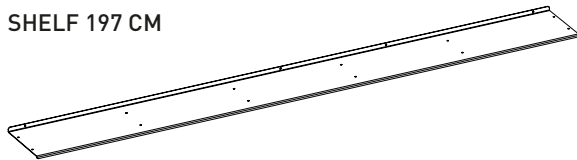
SHELF 119 CM



SHELF 158 CM



SHELF 197 CM



TUBES

Ø 8 mm

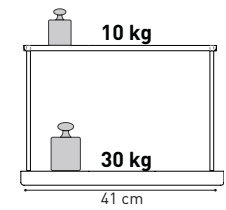
pocket books



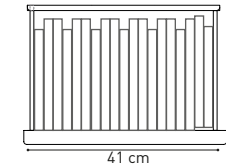
art books



MAXIMUM LOAD



CAPACITY



KROSSING MIDI ELEMENTS

STANDARD FINISHES

Aluminium
Anodised

Mat white
RAL 9010

Mat black
RAL 9005


SPECIAL COLOUR

Sand dunes
Beige

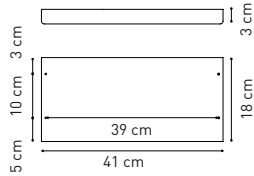
Mat anthracite
RAL 7022

Embossed gray
RAL 7032

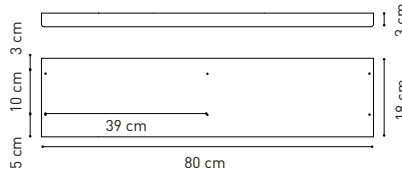
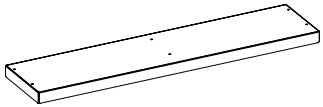
Mat green
RAL 6003

 Customised mat or glossy coating (RAL code) available.

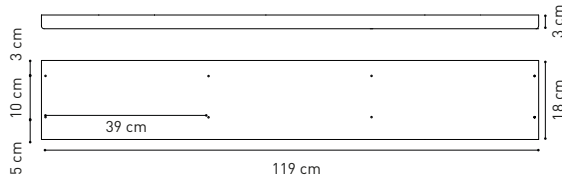
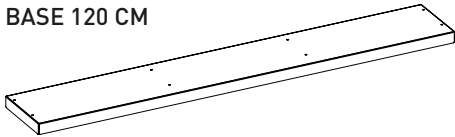
BASE 40 CM



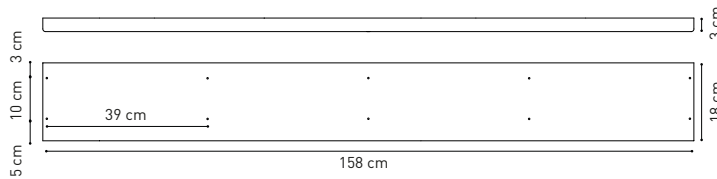
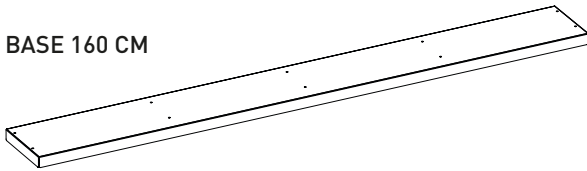
BASE 80 CM



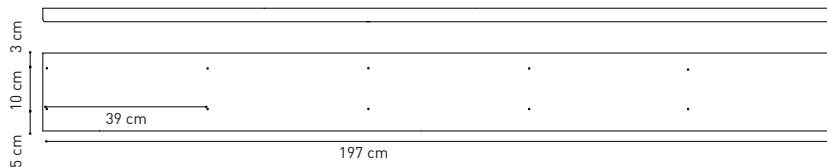
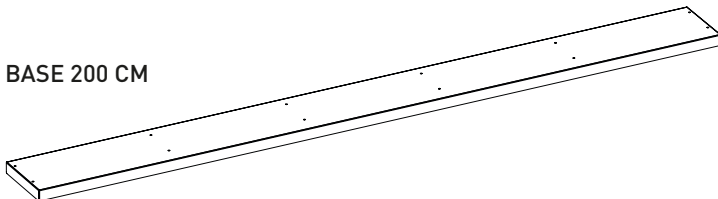
BASE 120 CM



BASE 160 CM



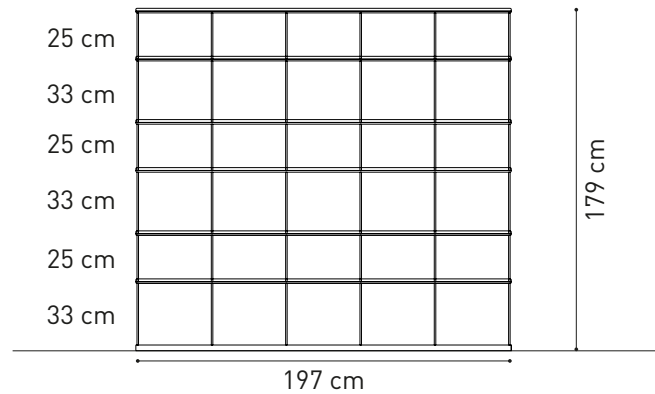
BASE 200 CM



HOW TO PERSONALISE A UNIT?

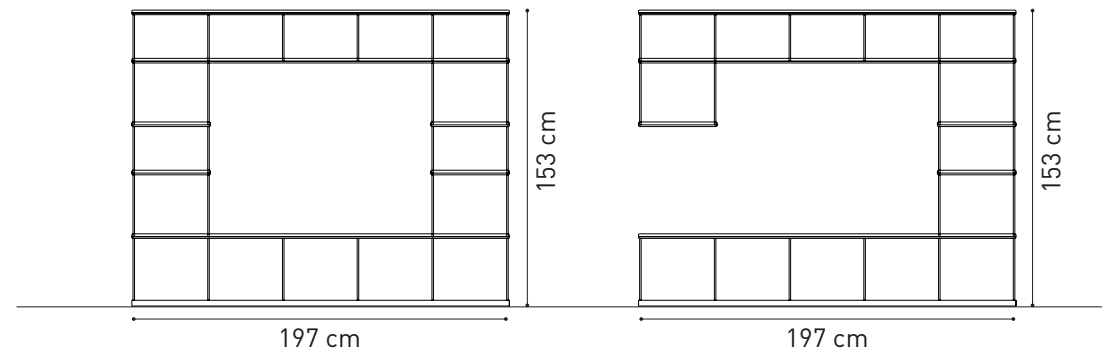
① PLAY WITH THE DIFFERENT HEIGHTS BETWEEN SHELVES

Alternate rows of different heights to add a bit of dynamism to the unit.



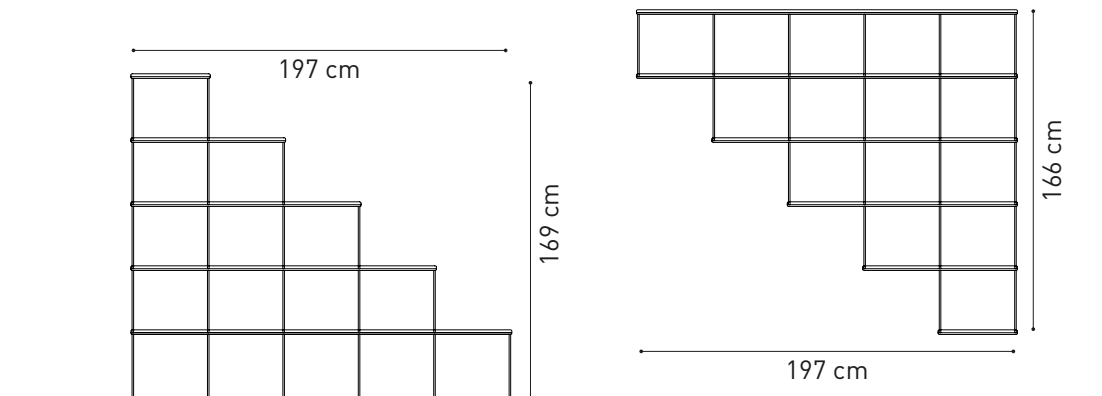
② DESIGN EMPTY SPACES IN THE STRUCTURE

Creating some empty vertical spaces allows to add a unique effect to the structure.










③ DESIGN A STEPPED STRUCTURE

For areas with inclined ceilings or to give a playful effect to a structure.



KROSSING MIDI HARDWARE

HARDWARE	SCREWING	LENGHT/ HEIGHT	DIAMETER
 Wall plugs	-	30 mm	6 mm
 Wall screws	Hex head / round head	40 mm	thread: 4,5 mm / head: 7 mm
 Screw for tube to shelf fixing	Hex head / round head	10 cm	thread: 4 mm / head: 8 mm
 Screw for countersunk shelf	Hex head / flat head	14 mm	thread: 4 mm / head: 7 mm
 Headless screw	-	18 mm	thread: 4 mm
 Spacer	-	-	inner 6 mm / outer 16 mm
 Headless screw for box	-	9 mm	4 mm

KROSSING MIDI CLEANING AND CARE TIPS

METAL COMPONENTS



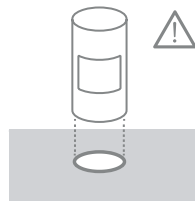
For regular cleaning, use a dish detergent and a wet cloth.



Do not use products that contains acetone, vinegar or ammonia.



Do not use abrasive sponges or cleaning creams that can scratch the surfaces.



Chemical products such as room fragrances can create stains that can permanently damage the surfaces.

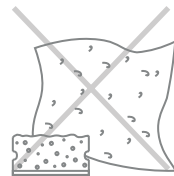
ELEMENTI IN LEGNO



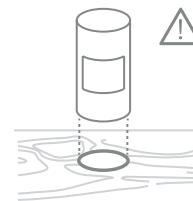
For a regular cleaning use a smooth cloth (wet or dry).




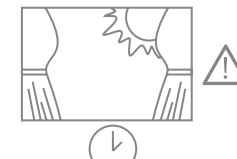
Do not use products that contains acetone, vinegar or ammonia.



Do not use buffers or microfiber clothes that can scratch the surfaces.



Fat stains of vegetal or animal origin and acid liquids such as sodas can permanently damage the surfaces.



Wood is a living material that has natural color and grain variations. Lights and sun rays create color variations over the time.



Surfaces are sealed with a high quality coat. We recommend to not expose the wood components to a too dry or too wet air. Otherwise, and in spite of the coating, the wood pieces could deform.