

Sistema K1 / K1 System

Sistema a parete composto da montanti, ripiani e accessori per la realizzazione di librerie, cabine armadio ed espositori.
I montanti sono forniti in 5 diverse altezze da 57 cm fino a 249 cm; i fori sono realizzati in modo da consentire il posizionamento dei ripiani ogni 6 cm circa a partire da 18 cm (18, 24, 30, ... cm).
I ripiani e i contenitori hanno quattro larghezze: 40, 60, 75.5 e 90 cm. A richiesta sono disponibili altri colori e tagli speciali sia per i ripiani che per i montanti.

Wall System composed by uprights, shelves and accessories to make bookcases, wardrobes and exhibitors.
The uprights are provided in 5 different heights from 57 cm to 249 cm; the holes in it are made to allow the positioning of the shelves each 6 cm approximately from 18 cm (18, 24, 30, ... cm).
The shelves and containers are available in four standard widths: 40, 60, 75 and 90 cm. Other colors and special cuts for the shelves to the uprights are even available under request.

Libreria / Bookshelf

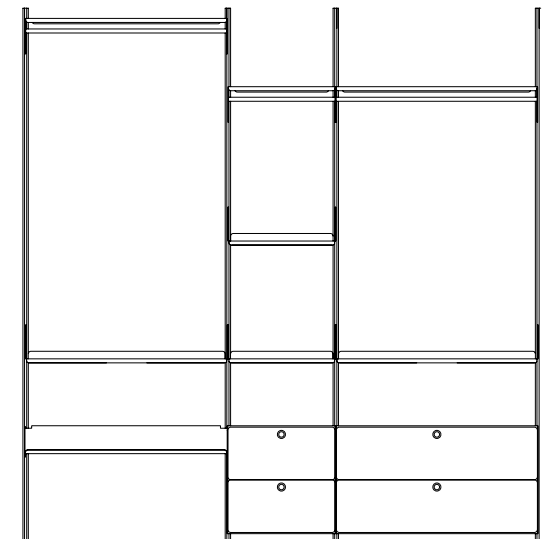


Guardaroba / Wardrobe



FINITURE / FINISHINGS

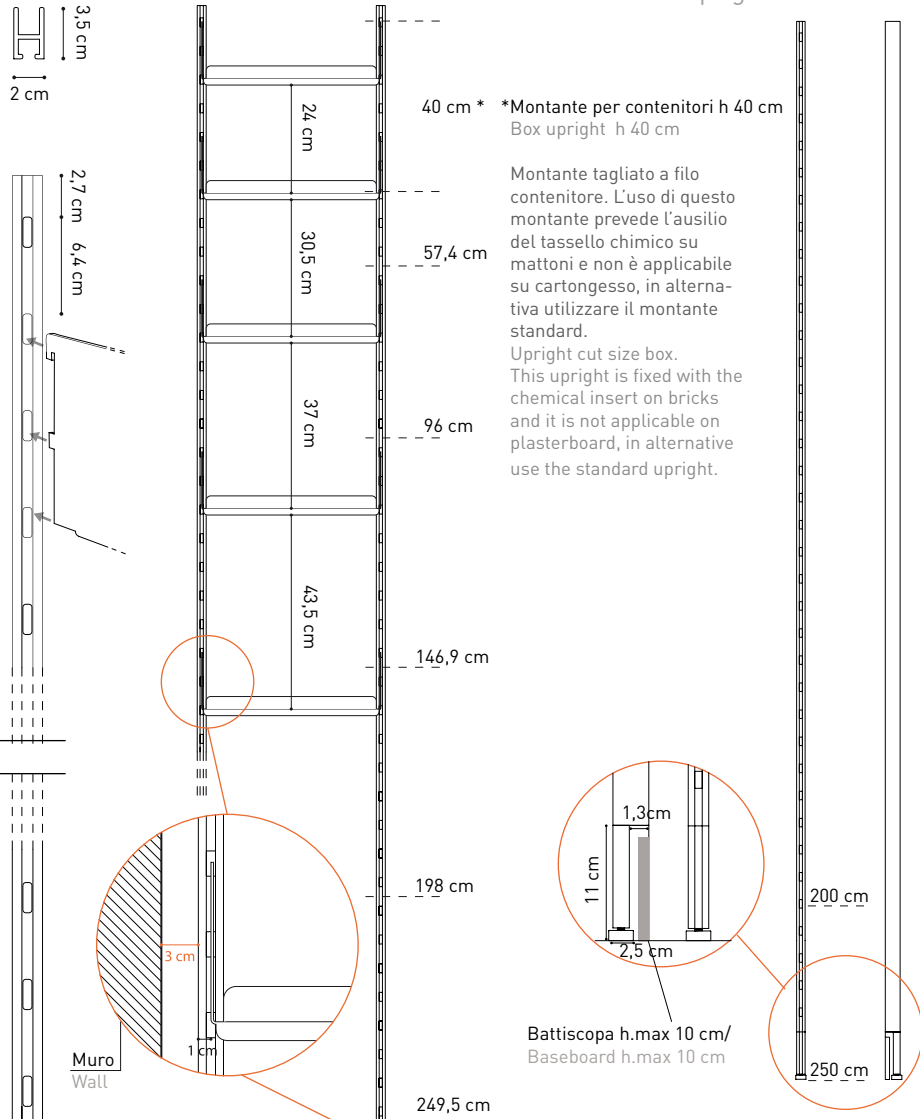
-  Alluminio anodizzato / Anodized aluminium
-  Bianco lucido RAL 9010 / White bright RAL 9010
-  Nero opaco RAL 9005 / Mat Black RAL 9005
-  Verde semilucido RAL 6003 / Green semi gloss RAL 6003
-  Bianco Opaco RAL 9010 / Mat White RAL 9010
-  Legno Rovere / Oak Wood
-  Legno Noce Canaletto / Walnut Wood



Sistema K1 / K1 System

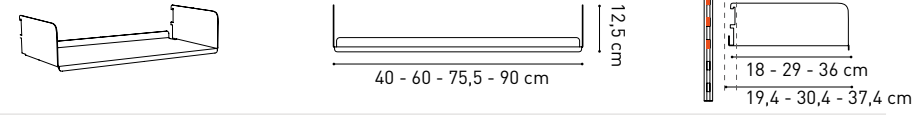
INGOMBRO: Per calcolare la larghezza della struttura, considerare sempre 2 cm di ingombro dei montanti esterni (1 cm + 1 cm)
 OVERALL: To calculate the width of the structure, always consider 2 cm of space outside of the uprights (1 cm + 1 cm)

Montanti / Uprights

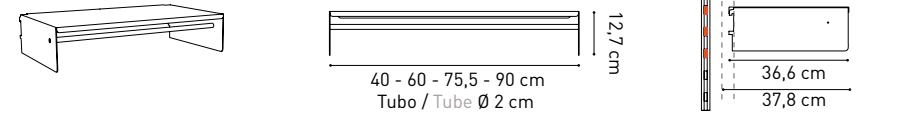


Lasciare sempre min. 3 cm tra le pareti laterali e i montanti esterni della struttura
 Always leave min. 3 cm between the side wall and the first upright of the structure

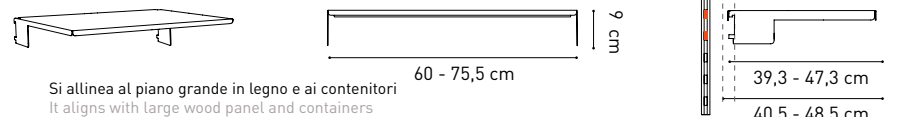
Ripiano Semplice / Basic shelf



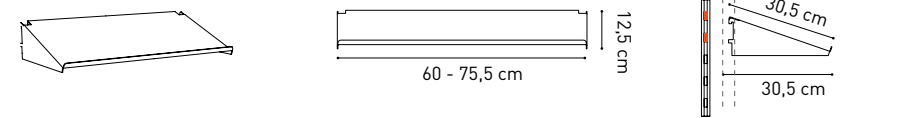
Ripiano appenderia / Shelf with hanger



Ripiano profondo / Deep shelf



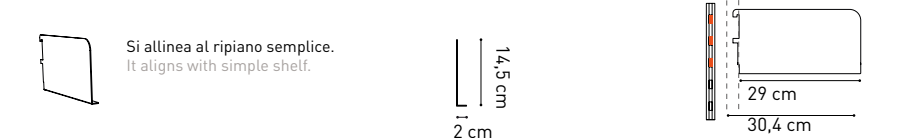
Ripiano inclinato / Inclined shelf



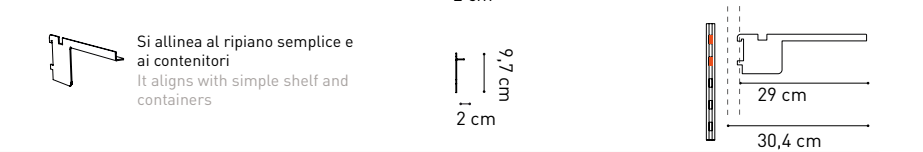
Pianetto in legno / Small wood panel



Supporti laterali in alluminio / Side aluminium supports



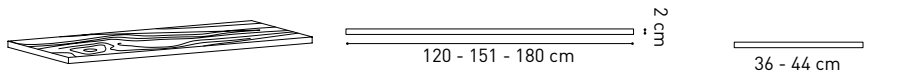
Supporti inferiori in alluminio / Lower aluminium supports



Coppia di reggipiani / Pair of brackets



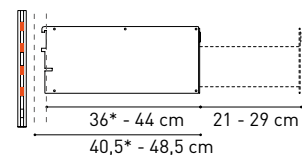
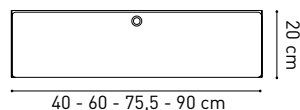
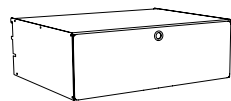
Piano grande il legno / Large wood Panel



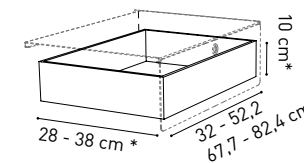
Ripiani / Shelves	40 cm	60 cm	75.5 cm	90 cm
Portata allum. kg / Aluminium load capacity kg	30	25	20	15
Portata legno kg / Wood load capacity kg	18	15	12	10
Contenitori / Containers				
Portata allum. kg / Aluminium load capacity kg		20	16	12
Portata legno kg / Wood load capacity kg		13	11	9

Sistema K1 / K1 System

Cassettiera singola /
Single drawer

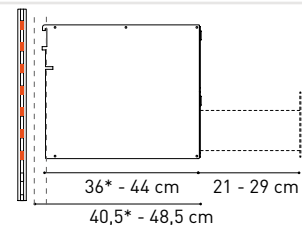
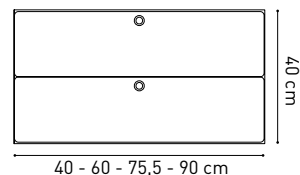


* Disponibile solo per la larghezza 60-75,5- 90 cm
* Available just in width 60 - 75,5 - 90 cm



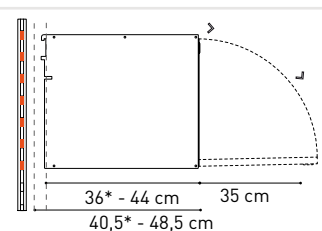
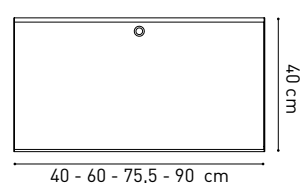
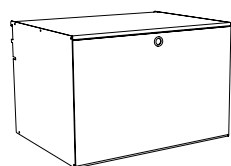
* Ingombro interno del cassetto
* Internal dimensions of the drawer

Cassettiera doppia /
Double drawer

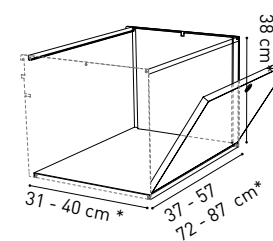


* Disponibile solo per la larghezza 60-75,5- 90 cm
* Available just in width 60 - 75,5 - 90 cm

Ribaltina /
Unit with top down door

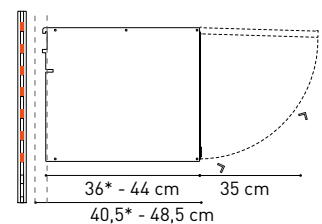
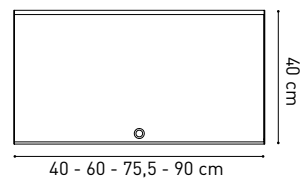
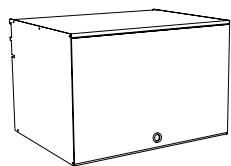


* Disponibile solo per la larghezza 60-75,5- 90 cm
* Available just in width 60 - 75,5 - 90 cm



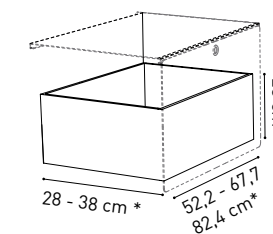
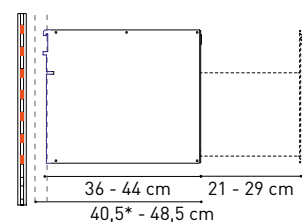
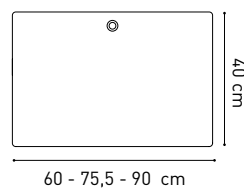
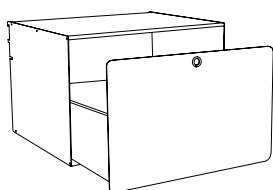
* Ingombro interno
* Internal dimensions of the drawer

Pensile /
Unit with bottom up door



* Disponibile solo per la larghezza 60 - 75,5 - 90 cm
* Available just in width 60 - 75,5 - 90 cm

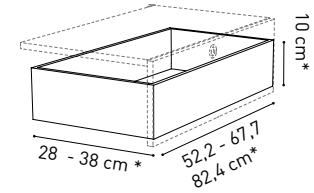
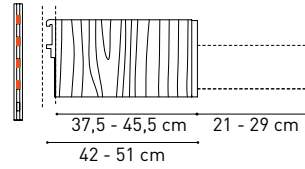
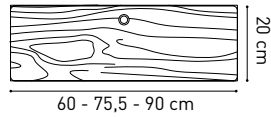
Cassettone /
Big drawer



* Ingombro interno del cassetto
* Internal dimensions of the drawer

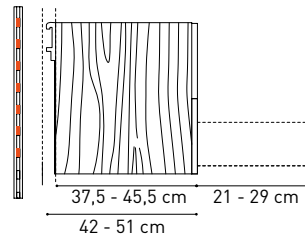
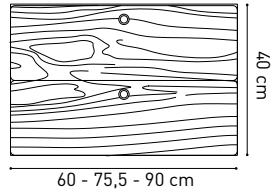
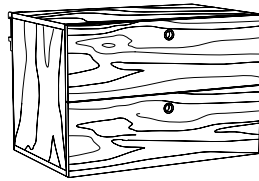
Sistema K1 / K1 System

Cassettiera singola /
Single drawer

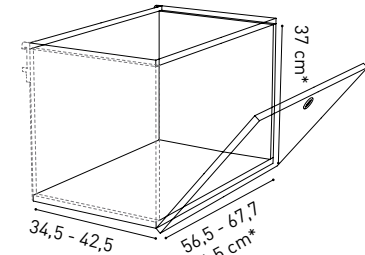
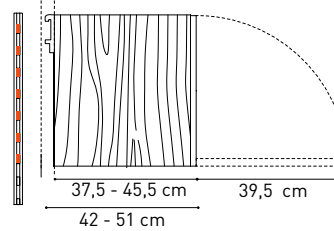
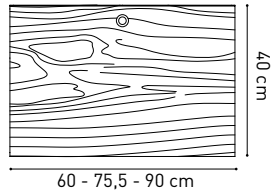
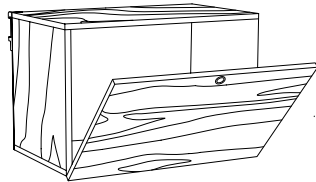


* Ingombro interno del cassetto
* Internal dimensions of the drawer

Cassettiera doppia /
Double drawer

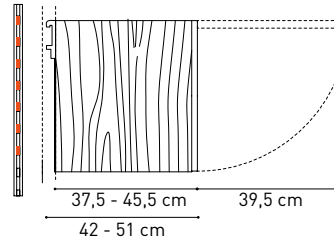
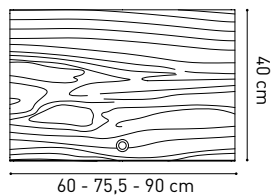
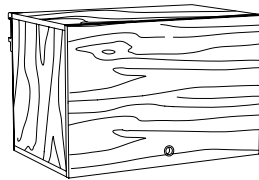


Ribaltina /
Unit with top down door

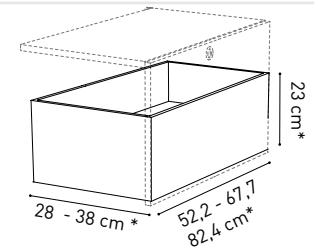
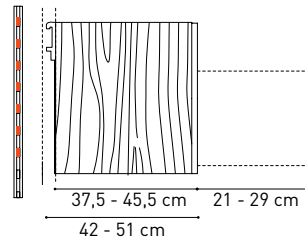
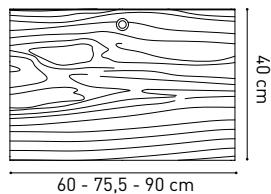
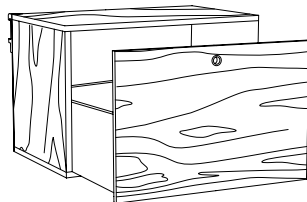


* Ingombro interno
* Internal dimensions

Pensile /
Unit with bottom up door



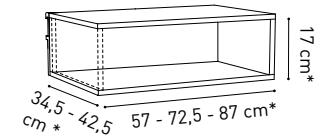
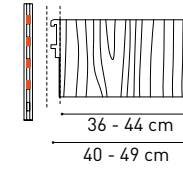
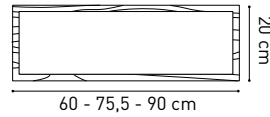
Cassettoni /
Big drawer



* Ingombro interno del cassetto
* Internal dimensions of the drawer

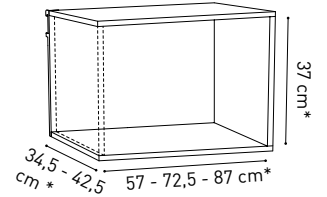
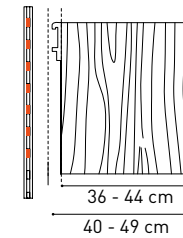
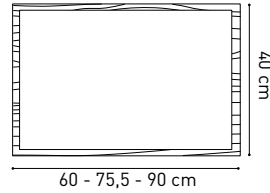
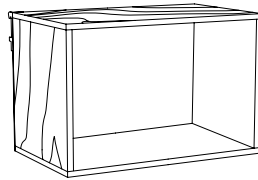
Sistema K1 / K1 System

Contenitore h. 20 /
Storage unit h.20



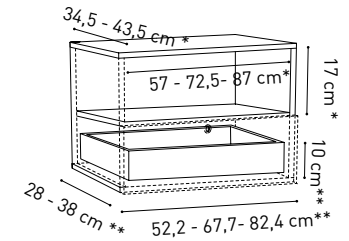
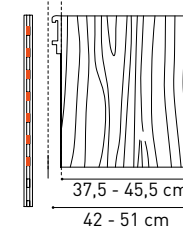
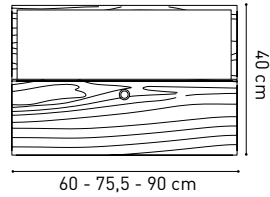

* Ingombro interno
* Internal dimensions

Contenitore h. 40 /
Storage unit h.40



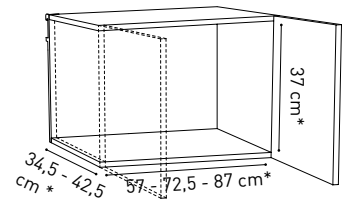
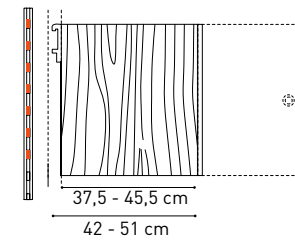
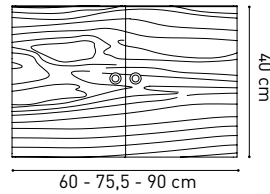
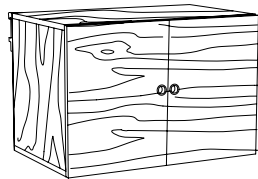
* Ingombro interno
* Internal dimensions

Contenitore con cassetto /
Storage unit with drawer

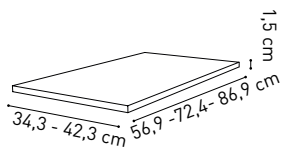


* Ingombro interno
* Internal dimensions

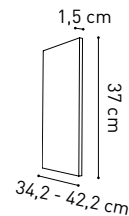
Contenitore con antine /
Storage with door



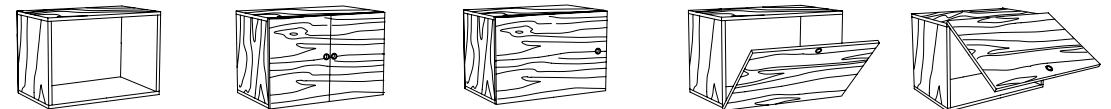
Piano* / Shelf*



Divisorio / Divider



Contenitori compatibili / Compatible containers



* Può essere inserito anche in un secondo momento
* It can be inserted later